



To express the love of Christ within and through our ministry.



December Diary

24 Crib Service - *Messy Christmas*

25 Christmas Service



Farewell Message

It is with a heavy heart that I say goodbye to my little Son Beams. I have thoroughly enjoyed my time as the youth worker at Holy Trinity. I am grateful to many for their ongoing patience, encouragement and willingness to help, in all areas of young church.

Through my time here, although it has not been long, I have matured in my walk with Christ, as well as formed relationships with all the children who attend young church and Messy Church.

Messy Church has definitely been a highlight for me, as I love sharing in the excitement of the children as they indulge in messy crafts, worship, a story and a scrumptious dinner.

This ministry has been made possible thanks to the many dedicated people who help month after month.

So much time, energy and effort goes into Messy Church thus it is so encouraging to see the growth and hear positive feedback from all who attend.

In young church, we too have seen much growth over the past month. We still face many challenges when it comes to the language

barrier but I am so grateful to see God at work in these little ones lives. It is truly a privilege to be part of their walk, encouraging them along the way and picking them up when they fall.

Just like I have been there to mentor the children in their walk with Christ, I too have had mentoring by two very loving and dedicated colleagues. I am so grateful, for the role that they have played in my life over the past year and a half and am extremely sad that my journey here has come to an end.

Enid has been such a wonderful teacher when it comes to mastering the printer and the odd office job here and there, whereas Fr. Gary has been a wonderful teacher of the faith. I want to thank Enid especially for all the support she has given me through the many challenges I have faced and the much encouragement she has showered me with when I have needed it the most.

So in closing I thank all who are part of this much loved parish and pray that 2015 will be a year of blessings, happiness and good health.

-Natasha Sholto-Douglas



12 Christmas... PRAYERS

- 1 Faith** Father God, it is by Your grace we have been saved, and through our faith - this is not from ourselves, but a gift from you - not by our works. Ephesians 2:8-9
- 2 Hope** May the God of Hope fill you with all joy and peace in believing, so that by the power of the Holy Spirit you may abound in Hope. Romans 15:4
- 3 Love** Help us to love because You first loved us. 1 John 4:19
- 4 Forgiveness** Thank you for being faithful and just in forgiving us our sins and thus purifying us from all unrighteousness. 1 John 1:9
- 5 Mercy** Let us be merciful, just as our Father is merciful. Luke 6:36
- 6 Kindness** Let us be kind and compassionate to one another, forgiving each other, just as through Jesus, You forgave us. Ephesians 4:32
- 7 Generosity** Let us be enriched in every way to be generous in every way, and to give the glory and thanks to you Lord! 2 Corinthians 9:11
- 8 Compassion** Let us live in harmony with one another, be sympathetic and compassionate, love as brothers, and be humble. 1 Peter 3:8
- 9 Joy** Let us be joyful in hope, patient in affliction, faithful in prayer. Romans 12:12
- 10 Salvation** Thank you for providing Jesus who is the way, the truth, the life and the only way to You. John 14:6
- 11 Obedience** Help us to not merely listen to Your Word, and so deceive ourselves. Help us do what it says. James 1:22-25
- 12 Life** Thank you for coming that we may have life, and have it to the full. John 10:10



Spread a little Christmas cheer, with these beautiful homemade ornaments

For the ornaments:

4 cups flour, plus a little more for rolling out the dough
1 cup salt
1 1/2 - 2 cups water

Other supplies:

Cookie cutters & Toothpick Acrylic

Make the dough:

Preheat the oven to 350 degrees. In a large bowl, combine the flour and salt and mix well. Gradually add the water and mix until it has a putty-like consistency. I needed closer to 2 cups of water for this (if it gets a little watery, you can always add a few tablespoons of flour). Knead the dough for about 5 minutes, until it is smooth and well-combined. The dough will be pretty firm, so you and your kids can roll it out together!

Roll the dough to about 1/4 inch in thickness on a lightly floured surface. Cut out shapes using whatever cookie cutters you like and place on an ungreased cookie sheet.

Using a toothpick, make a hole at the top (or wherever you choose) of the ornament, twisting to make sure the hole stays large enough for string or ribbon to go through.


Place the ornaments in the preheated oven and bake until firm, about 40 minutes to an hour. Start checking them after about 35 minutes.




etsy.com/shop/dwellart

"Thanks to all the Messy Church team for an amazing time this year of worship and engagement with our kids." *Rose Owen*





Next date:









Holy Trinity Anglican Church


When: 28 January 2015, 17h00-19h00

As the name indicates, Messy Church is loads of fun for the entire family.

Everyone from tots to grandparents are welcome to join us in worship, by doing crafts, listening to Bible stories and sharing a light meal together.



Minimum Donation R10 per person
Cnr Elangeni and Nqutu Rd, Hillcrest. ☎ 031-7655941

PARISH CONTACT DETAILS:

Cnr Elangeni & Nqutu Roads, Hillcrest. P O Box 148 Hillcrest 3650 : ☎: 031-765 5941 : 📠: 031-765 5077
✉: office@holytrinity.co.za / 🌐: www.holytrinity.co.za

Please check our website, www.holytrinity.co.za, for all the latest news and activities!